



**Imperial**
Trailer Mfg., Inc.



Superior
Excellence



The Sign of Superior Excellence

Flatbed Equipment Hauler

Experience the **Imperial** difference



Imperial Trailer Equipment Trailers come in seven standard sizes:

6 Ton - 6 on 5 1/2 - 16' to 30' Bumper Hitch or Goose
 7 Ton - 8 on 6 1/2 - 16' to 30' Bumper Hitch or Goose
 8 Ton - 8 on 6 1/2 - 16' to 30' Bumper Hitch or Goose
 9 Ton - 8 on 6 1/2 - 16' to 30' Bumper Hitch or Goose

10 Ton - 8 on 6 1/2 - 16' to 48' Bumper Hitch or Goose
 12 Ton - 8 on 6 1/2 - 16' to 48' Bumper Hitch or Goose
 15 Ton - 10 on 8 3/4 - 16' to 48' Bumper Hitch or Goose
 ▶ Additional Lengths Available

Standard Features

- Stake Pockets and Tie Rail
- Emergency Break-A-Way Kit w/Charger
- Adjustable Pintle Eye
- Wiring in Conduit (Connections Soldered and Silicone sealed)
- Heavy Duty Drop Leg Jack, 2-Speed, 8 to 15 Ton, 25K Capacity
- 12,000# Drop Leg Jack, 6 and 7 Ton
- 10" H-Beam Frame - 16" Centers - 3" Channel Cross Members
- 6 and 7 Ton - x 15# Main Frame
- 8 and 9 Ton - x 17# Main Frame
- 10 Ton - x 19# Main Frame
- 12 Ton - x 22# WF Beam
- 15 Ton - x 26# WF Beam
- 2" Wolmanized Treated Wood Floor
- Electric Brakes
- Mud Flaps
- Bolted Floor
- 2 Coats Primer - 2 Coats Paint
- Colors Available: Black, Red

Options

- Gooseneck Addition
- 5' Dovetail and Ramps
- Chain Basket (Gooseneck)
- Chain Basket (Bumper Hitch)
- D-Rings (4)
- Tool Box (14"x12"x36") Under Floor
- Spare Tire and Wheel
- Spare Tire Mount
- Dual Jacks
- Overhead Deck on Gooseneck (all Models Except 6 and 7 Ton)
- Straight Air w/ABS (12 Ton & Up Models)
- 6' Dovetail & Ramps
- Tread Plate Floor




Self-cleaning, 240 lb. spring loaded ramps lift with your fingertips!

Lowboy & Splitfloor Lowboy

Lowboy



Splitfloor Lowboy



Cushion Cylinder gives "drop control" to the split floor

Standard Features for both trailers:

- 12" Cross Member Openings
- Tilt and Dovetail
- Electric Brakes on Both Axles
- Heavy Duty Tread Plate Fenders
- Emergency Break-A-Way Kit w/Charger
- "LED" Sealed Beam - Stop/Turn/Tail Lights
- 1/8" Tread Plate Floor
- Wiring in Conduit - Connections Soldered and Silicone Sealed
- Stake Pockets and Tie Rails
- 12,000# Drop Leg Jack
- 2 Coats Primer - 2 Coats Paint
- Colors Available: Black, Red

Options for both trailers:

- Spare Tire Mount
- Spare Tire and Wheel
- "LED" Clearance Lights
- Gooseneck
- Toolbox (8" x 12" x 24")
- Gooseneck Toolbox (5'x 10" x 12")
- D-Rings
- 3/16" Tread Plate Floor
- Winch Mount - Removable Receiver w/Pull Pin
- Winch Wiring/Charger/Battery/Quick Disconnect
- 8,500# Electric Winch
- Wideboy (18' and 20' Lengths Only)

GWR	Lengths	Standard Width	Wideboy - 4" Taller
7,000#	14', 16', 18', & 20'	81-1/4"	83"
10,000#	16', 18', 20', & Splitfloor (4' Stationary + 16' Tilt)	78-1/2"	81-1/4"
12,000#		78-1/2"	81-1/4"
14,000#		78-1/2"	81-1/4"
16,000#		79"	80-1/2"



Double Car Hauler



Imperial Trailer Double Car Haulers come in two standard sizes:

- 35' Tri-Axle Double Car Hauler - 14,500 GVWR, 8 on 6 1/2
- 45' Tri-Axle Double Car Hauler - 21,000 GVWR, 8 on 6 1/2

The 35' Tri-Axle Double Model has three 6,000 lb. Torflex EZ-Lube Axles, 8' 6" overall width - 80" between fenders, and a 30' Deck with 5' Dovetail. The 45' Tri-Axle Double Model has three 7,000 lb. Torflex EZ-Lube Axles, 8'6" Overall Width - 80" between fenders, and a 40' Deck with 5' Dovetail.

Standard Features

- Full Tread Plate Floor (45' Model has Heavy Duty Tread Plate Fenders)
- Wiring in Conduit (Connections Soldered and Silicone Sealed)
- 20" x 72" Self Storing Ramps with Ramp Locks
- Emergency Break-A-Way Kit w/Charger
- 2 5/16" Coupler (45' Model has 2 5/16" Fulton 25,000# Coupler)
- Aluminum Rock Guard on Front of Trailer, Fenders and Taillights
- Recessed Floor Tie Downs - 35' Model Has 12, 45' Model Has 20
- "LED" Sealed Beams - Stop, Turn and Taillights Only
- Electric Brakes on All Axles
- 5/16" Safety Chains (45' Model has 3/8" Safety Chains with Latch Hooks)
- Swing-Up Jack (45' Model has 2 1/2" Square Drop Leg Jack)
- Mid-Ship Turn Signals
- Chrome Wheels - Factory Clear Coated
- 2 Coats Primer - 2 Coats Paint
- Colors Available: Black, Red

Options

- Chrome Spare Tire and Wheel
- Spare Tire Mount
- Wheel Stops (Adjustable)
- Tool Box (12" x 24" x 8") Recessed in Floor and Lockable
- Extra Tie Downs
- Recessed Rear Drop Floor
- Floor Lights Recessed in Floor (35' Model Has 4, 45' Model Has 6
- "LED" Clearance Lights
- Back-up Lights Recessed in Rear Panel
- Back-up Lights Mounted in Housings
- Stake Pockets and Tie Rail
- Gooseneck
- Winch Mount - Removable Receiver Type
- 8,500# Electric Trailer Winch
- Winch Wiring/Charger and Battery/Quick Disconnect
- 6' Side Load Ramps w/Lock
- Gooseneck Tool Box (5'x 10" x 12") Over Jack Area
- 12,000# Rigid Jack
- Extra Clearance Lights

Deluxe Car Hauler



Our Deluxe Car Haulers Are Second To None!



Self Storing Ramps with Ramp Locks

Imperial Trailer Deluxe Car Haulers come in two standard sizes:

- 19' Deluxe Car Hauler - 7,000 GVWR, 5 on 5
- 23' Deluxe Car Hauler - 7,000 GVWR, 5 on 5

Our 19' and 23' Deluxe Car Haulers have two 3,500# Torflex EZ-Lube Axles, 8'6" Overall Width - 82" between fenders. The 19' Model has a 14' Deck with 5' Dovetail, and the 23' Model has an 18' Deck with 5' Dovetail.

Standard Features

- Full Tread Plate Floor
- All Wiring in Conduit (Connections Soldered and Silicone Sealed)
- 20" x 72" Self Storing Ramps with Ramp Locks
- Emergency Break-A-Way Kit w/Charger
- 2 5/16" Coupler
- Aluminum Rock Guard on Front of Trailer, Fenders and Taillights
- Recessed Floor Tie Downs - 19' Model Has 4, 23' Model Has 6
- *LED* Peterson Sealed Beams - Stop, Turn and Taillights Only
- Electric Brakes on All Axles
- 5/16" Safety Chains
- Swing-Up Jack
- Chrome Wheels - Factory Clear Coated
- 2 Coats Primer - 2 Coats Paint
- Colors Available: Black, Red

The 19' and 23' models can be upgraded to the 6,000# Torflex EZ-Lube Axles, 8-hole chrome wheels (80" between fenders) for an additional fee.

Options

- Chrome Spare Tire and Wheel
- Spare Tire Mount
- Wheel Stops (Adjustable)
- Tool Box (12" x 24" x 8") Recessed in Floor and Lockable
- Texas Cleats
- Extra Tie Downs
- Recessed Rear Drop Floor
- Peterson Floor Lights Recessed in Floor (4 on Both Models)
- LED Clearance Lights
- Back-up Lights Recessed in Rear Panel
- Back-up Lights Mounted in Housings
- Stake Pockets and Tie Rail
- Gooseneck
- Winch Mount - Removable Receiver Type w/Pull Pin
- 8,500# Electric Trailer Winch
- Winch Wiring/Charger and Battery/Quick Disconnect
- Additional Length
- 6' Side Load Ramps w/Lock (Not Available on 19' Model)
- Gooseneck Tool Box (5'x 10" x 12") Over Jack Area (Not Available on 19' Model)

Exclusive Features and Options




45° Heavy Duty Tailights



Spare Mount



Toolbox



15° Dovetail



Aluminum Tread Brite



Aluminum Tread Brite

Indicates a Standard Feature 

Custom Trucks & Trailers



Let Imperial Trailer custom make your next truck or trailer. For more information call us at (618)395-2414 or see our portfolio online at www.imperialtrailer.com

Standard Colors



Bright Red



Jet Black

Optional Colors



Silver Metallic



CAT Yellow

*MANY OTHER COLORS AVAILABLE UPON REQUEST
*WILL INCURE EXTRA CHARGES FOR SPECIAL ORDER PAINTS



Imperial Trailer Mfg., Inc.
3519 North Union Drive, Suite A
Olney, IL 62450

Phone: (618)395-2414
Fax: (618)392-3338
www.imperialtrailer.com
Email: Info@imperialtrailer.com

Your Authorized Imperial Dealer: